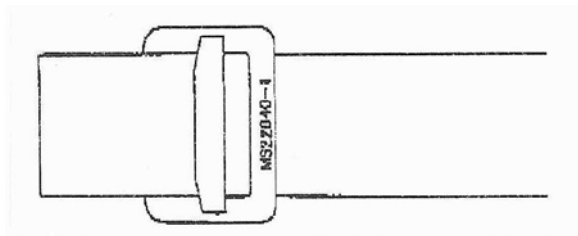
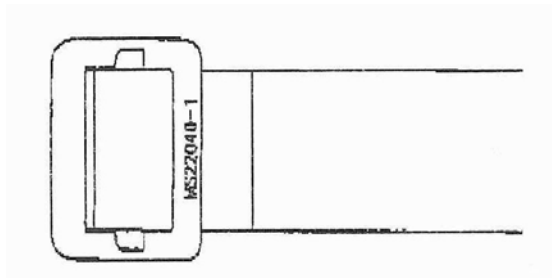


Tumbling Belt Instruction Sheet

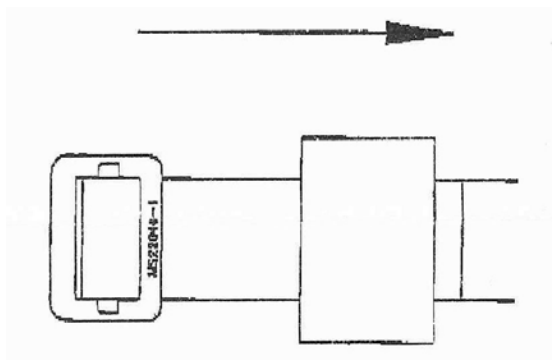
1. Your tumbling belt comes to you completely assembled.
2. Inspect your tumbling belt for wear or damage before each use.
3. **DO NOT** use if damaged, torn or worn excessively, Repair or replace damaged equipment.
4. See diagram below for proper use of buckle.



Step 1: Webbing goes under slide



Step 2: Pull over top of slide



Step 3: Pull tight and slide under keeper